



JDENTALCARE

*just smile*

# JD ICON ultra.s

Smaller and stronger: Ø 2.75mm



conical connection



FDA  
Approved




Made in Italy

# PRODUCT CATALOGUE

## Implants:

### Ø 2,75

IC27080	JDIcon Ultra S Ø 2.75 L 8
IC27100	JDIcon Ultra S Ø 2.75 L 10
IC27115	JDIcon Ultra S Ø 2.75 L 11.5
IC27130	JDIcon Ultra S Ø 2.75 L 13
IC27150	JDIcon Ultra S Ø 2.75 L 15



## Cover Screw:

ISCS	Cover Screw JDIcon Ultra S
------	----------------------------



## Healing Abutment:

ISHA323	Healing Abutment Ø 3.2 H 3.0 JDIcon Ultra S
ISHA325	Healing Abutment Ø 3.2 H 5.0 JDIcon Ultra S
ISHA327	Healing Abutment Ø 3.2 H 7.0 JDIcon Ultra S
ISHA403	Healing Abutment Ø 4.0 H 3.0 JDIcon Ultra S
ISHA405	Healing Abutment Ø 4.0 H 5.0 JDIcon Ultra S
ISHA407	Healing Abutment Ø 4.0 H 7.0 JDIcon Ultra S



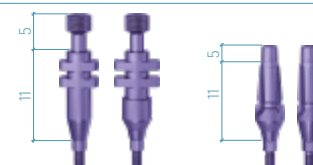
## Impression Coping:

### OPEN TRAY

ISICOT32C	Impression Coping Open Tray Ø 3.2 JDIcon Ultra S
ISICOT40C	Impression Coping Open Tray Ø 4.0 JDIcon Ultra S

### CLOSED TRAY

ISICCT32C	Impression Coping Closed Tray Ø 3.2 JDIcon Ultra S
ISICCT40C	Impression Coping Closed Tray Ø 4.0 JDIcon Ultra S



## Prosthetic Screw:

ISS	Prosthetic Screw JDIcon Ultra S
ISSA	Prosthetic Screw Angulated JDIcon Ultra S

Torque recommended 20 Ncm



## Temporary Abutment:

ISTAEC	Temporary Abutment Engaging JDIcon Ultra S
--------	--

Torque recommended 20 Ncm



## GP Abutment:

ISGP32C	GP Abutment Ø 3.2 JDIcon Ultra S
ISGP40C	GP Abutment Ø 4.0 JDIcon Ultra S
IS15GPA40C	GP Abutment 15° Ø 4.0 JDIcon Ultra S

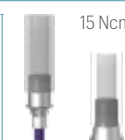
Torque recommended 20 Ncm



## Cobalt-Chrome Abutment:

ISCCEC	Cobalt-Chrome Abutment Engaging JDIcon Ultra S
EVCACCNEC	Cobalt-Chrome Conical Abutment Non Engaging JDEvolution

Torque recommended 20 Ncm



15 Ncm

## Wax-Up Abutment:

ISWAEC	Wax-Up Abutment Engaging JDIcon Ultra S
--------	---

Torque recommended 20 Ncm



## Straight Abutment:

ISSA4020C	Straight Abutment Ø 4.0 H 2.0 JDIcon Ultra S
ISSA4040C	Straight Abutment Ø 4.0 H 4.0 JDIcon Ultra S

Torque recommended 20 Ncm



## Conical Abutment:

ISCA15C	Conical Abutment H 1.5 JDIcon Ultra S
ISCA1725C	Conical Abutment Angulated 17° H 2.5 JDIcon Ultra S
ISCASA	Conical Abutment Angulated Screw JDIcon Ultra S

Torque recommended 20 Ncm



## TiBase, JDScanBody and Implant Replica CAD CAM:

ISSBCEC	ScanBody Engaging JDIcon Ultra S
EVCASBCEC	ScanBody Conical Abutment JDEvolution
EVCASBCEEC	ScanBody Engaging Conical Abutment
EVCASBCECSC:	On Top ScanBody Conical Abutment JDEvolution Plus*
ISTIBC	TiBase JDIcon Ultra S
ISTIBNC	TiBase New JDIcon Ultra S
ISTIB15NC	TiBase New H 1.5 JDIcon Ultra S
ISTIB30NC	TiBase New H 3.0 JDIcon Ultra S
EVCATEC	Interface CAD CAM for Conical Abutment Engaging JDEvolution (H 7.5)
EVAI39C	TiBase Engaging for Conical Abutment (H 5.0)
EVCATC	Interface CAD CAM for Conical Abutment Non Engaging JDEvolution (H 7.3)
EVCATIBC	TiBase for Conical Abutment JDEvolution (H 5.0)
EVS110	Prosthetic Screw Conical Abutment Direct
EVS111	Prosthetic Screw Conical Abutment Direct Long
EVS112	Prosthetic Screw for Angulated Channel Conical Abutment Direct
ISANCN	Implant Replica CAD CAM New JDIcon Ultra S
ISPMNC	Pre-milled Abutment Blank JDIcon Ultra S



\*for screw use JDEvolution plus prosthetic screwdriver

## Ball Abutment:

ISBA15	Ball Abutment H 1.5 JDIcon Ultra S
ISBA30	Ball Abutment H 3.0 JDIcon Ultra S
ISBA50	Ball Abutment H 5.0 JDIcon Ultra S
EVBAA	Ball Abutment Replica
EVBAHC	Ball Abutment Elastic Retention Cap w/ Container
EVBAN	Ball Abutment Retention Cap




## Implant Replica:

ISAN	Implant Replica JDIcon Ultra S
------	--------------------------------



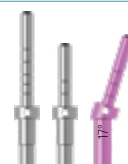
## Implant and Prosthetic Drivers:

ISID	Implant Driver JDIcon Ultra S
ISIDL	Implant Driver Long JDIcon Ultra S
EVSDPF15	Prosthetic Driver for JDTorque L 15
EVSDPF20	Prosthetic Driver for JDTorque L 20
EVSDPF25	Prosthetic Driver for JDTorque L 25
EVSDPF35	Prosthetic Driver for JDTorque L 35
EVSDPF60	Prosthetic Driver for JDTorque L 60
EVSDCAF	Conical Abutment Driver for JDTorque
EVSDP20	Prosthetic Driver L 20
EVSDP25	Prosthetic Driver L 25
EVSDP30	Prosthetic Driver L 30
JDPD103	Prosthetic Driver for Surgical Driver
EVSDCA	Conical Abutment Driver
EVSDPF25A	Angulated Screw Driver for JDTorque L 25
EVSDPF30A	Angulated Screw Driver for JDTorque L 30
EVSDPF25AV	Angulated Screw Driver for Conical Abutment Direct JDTorque L 25
EVSDPF30AV	Angulated Screw Driver for Conical Abutment Direct JDTorque L 30
JDG	JDGuide
ISGMC	Implant Mounter for JDIcon Ultra S



## Direction indicators:

JDDI	Direction Indicator
JDDIS	Direction Indicator Short
JDDI17	Direction Indicator 17°



JDentalCare, the JDentalCare logo and other trademarks mentioned in this document are, excluding specifically mentioned exceptions, trademarks property of JDentalCare.

The images of the products represented in this brochure are not necessarily to scale.

Note: Not all products manufactured by JDentalCare and represented in this brochure have been regulatory cleared/released for sale in all countries and/or have been licensed in accordance with FDA Rules and Regulations.

For more information about current product assortment and availability, please contact your local JDentalCare distributor. For prescription only.

Caution: Federal (US) law restricts this device to sale by or on the other for a licensed dentist. See instructions for use for more information such as indications, warnings, precaution and contraindications.

REV.23 of 2024-05-07